INNOVATIONS

MASTER CATALOG

TOOLING SYSTEMS

2013

www.kennametal.com

KENNAMETAL®

GENERAL ENGINEERING

TRANSPORTATION

www.kennametal.com

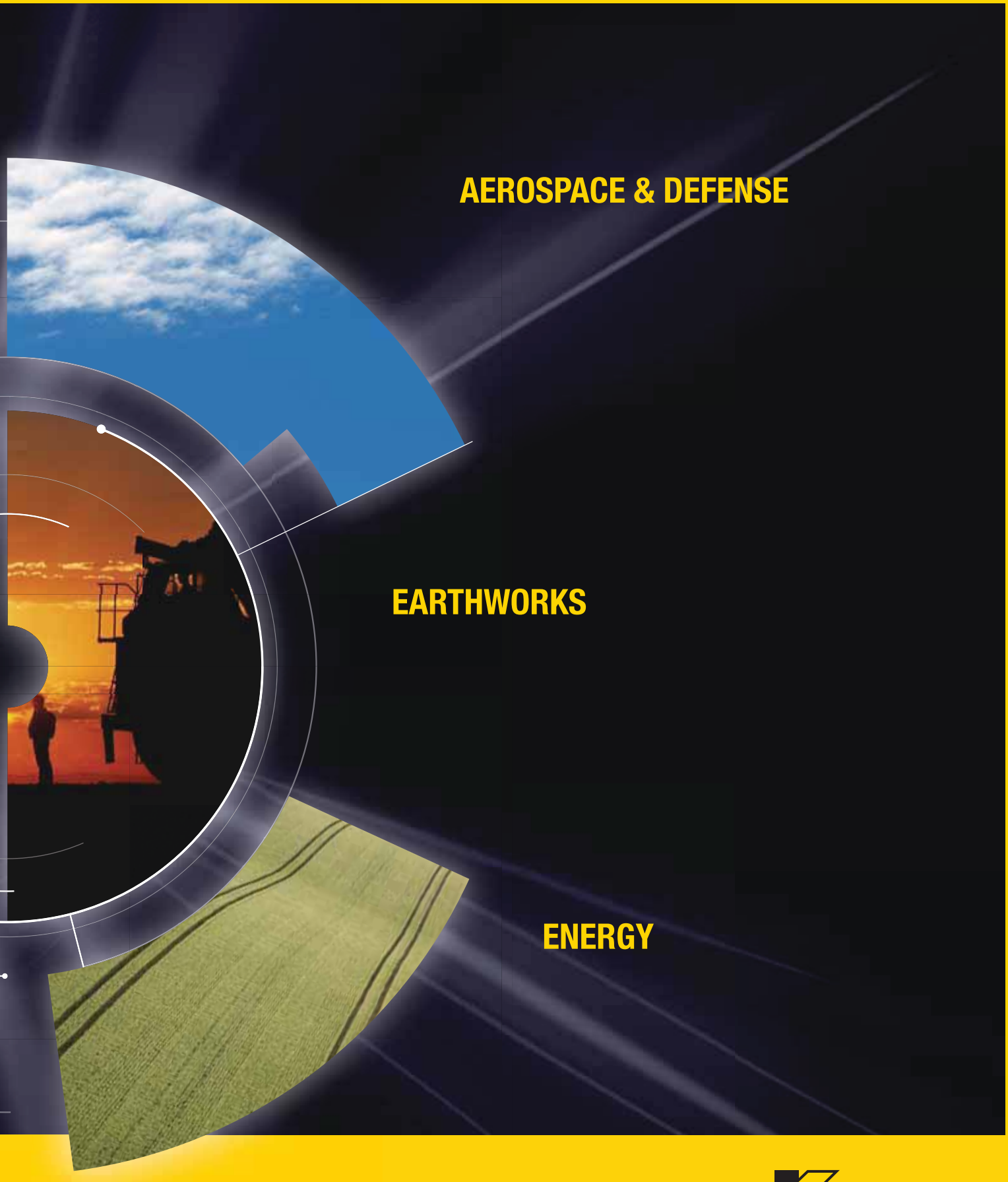

KENNAMETAL®

KM™ Quick Change Clamping System • KM80ATC™ Series

Primary Application

The KM Quick Change Clamping System is the best system on the market suitable for static, rotating, and multitasking operations. With its industry-leading design, the KM Quick Change System provides greater clamping forces than other quick-change systems. The KM Quick Change System gives you the flexibility to use KM on any application within your shop.

Features and Benefits

- KM80ATC is designed to be used on MAG Corporation VTL machines.
- KM80ATC is your solution for multitasking.

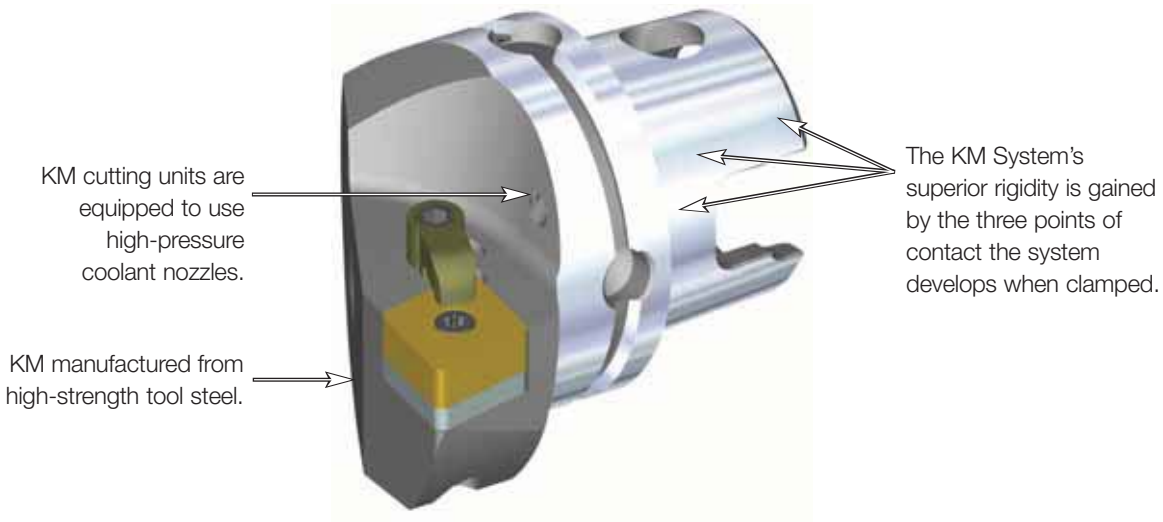

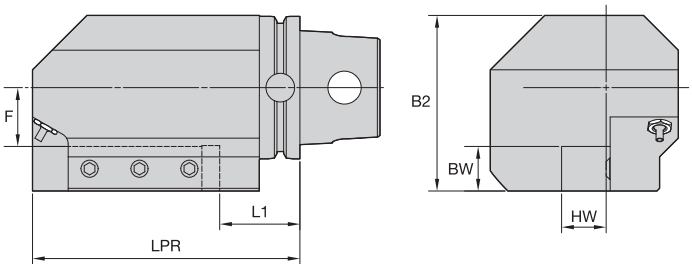

KM QUICK CHANGE

STA • Straight Side Mount • Metric

order number	catalog number	L1	LPR	F	HW	BW	B2	cup point socket set screw	nozzle	Nm	kg
	right hand										
3545087	KM80ATCSTAR2525	45	150	33	25	25	99	MS1430	PMT04526 COOLANT NOZZLE SPRAY	55	9,51
3545089	KM80ATCSTAR3232	45	150	25	32	32	98	MS1430	PMT04526 COOLANT NOZZLE SPRAY	55	8,98
	left hand										
3545088	KM80ATCSTAL2525	45	150	33	25	25	99	MS1430	PMT04526 COOLANT NOZZLE SPRAY	55	9,51
3545090	KM80ATCSTAL3232	45	150	25	32	32	98	MS1430	PMT04526 COOLANT NOZZLE SPRAY	55	8,98

STA • Straight Side Mount • Inch

order number	catalog number	L1	LPR	F	HW	BW	B2	cup point socket set screw	nozzle	ft. lbs.	lbs
	right hand										
3480215	KM80ATCSTAR20	1.693	5.906	1.059	1.250	1.250	3.904	MS1430	PMT04526 COOLANT NOZZLE SPRAY	40	20.17
2601528	KM80ATCSTAR24	1.480	6.693	.559	1.500	1.500	3.654	MS1954	PMT04526 COOLANT NOZZLE SPRAY	90	21.44
	left hand										
2628561	KM80ATCSTAL20	1.693	5.906	1.059	1.250	1.250	3.904	MS1430	PMT04526 COOLANT NOZZLE SPRAY	40	20.14
2601530	KM80ATCSTAL24	1.480	6.693	.559	1.500	1.500	3.654	MS1954	PMT04526 COOLANT NOZZLE SPRAY	90	21.44

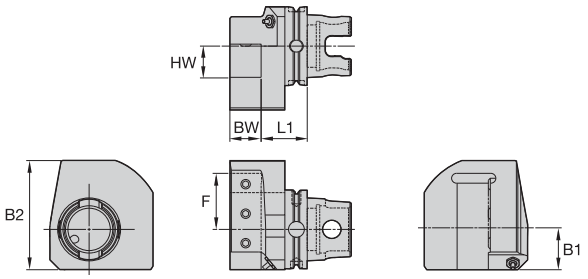



KM QUICK CHANGE

ETA • Straight End Mount • Inch

order number	catalog number	L1	B1	F	HW	BW	B2	cup point socket set screw	nozzle	ft. lbs.	lbs
	right hand										
2203618	KM80ATCETAR20	1.846	1.614	2.244	1.25	1.25	4	DWG MS1430	PMT04526 COOLANT NOZZLE SPRAY	40	10.32
	left hand										
2203619	KM80ATCETAL20	1.846	1.614	2.244	1.25	1.25	4	DWG MS1430	PMT04526 COOLANT NOZZLE SPRAY	40	10.32

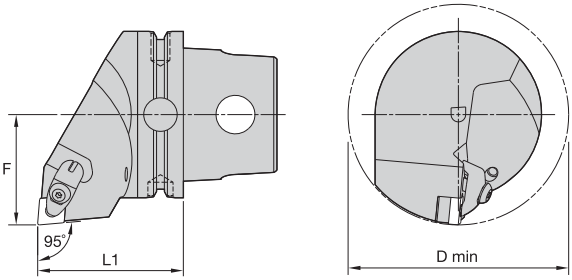

KM QUICK CHANGE

DCLN 95°

order number	catalog number	L1 mm	L1 in	F mm	F in	D min mm	D min in	gage insert	kg
	right hand								
2036330	KM80ATCDCLNR12KC04	70	2.756	53	2.087	106	4.17	CN..120408/CN..432	2,13
2036332	KM80ATCDCLNR16KC06	70	2.756	53	2.086	106	4.17	CN..160612/CN..543	2,24
	left hand								
2036331	KM80ATCDCLNL12KC04	70	2.756	53	2.087	106	4.17	CN..120408/CN..432	2,13
2036406	KM80ATCDCLNL16KC06	70	2.756	53	2.086	106	4.17	CN..160612/CN..543	2,24

Spare Parts

catalog number	shim	shim screw	clamp assembly	pin
right hand				
KM80ATCDCLNR12KC04	ICSN443	KMSP415IP	CM234R ASSY	SSP025016M
KM80ATCDCLNR16KC06	ICSN543	KMSP515IP	CM209R ASSY	SSP025018M
left hand				
KM80ATCDCLNL12KC04	ICSN443	KMSP415IP	CM234R ASSY	SSP025016M
KM80ATCDCLNL16KC06	ICSN543	KMSP515IP	CM209R ASSY	SSP025018M

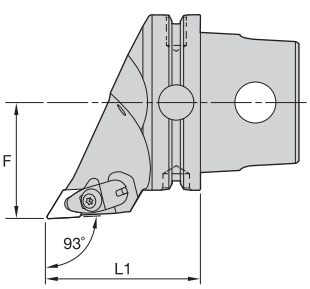

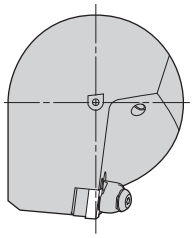

DDJN 93°

order number	catalog number	L1 mm	L1 in	F mm	F in	gage insert	kg
	right hand						
2220270	KM80ATCDDJNR15KC04	70	2.7560	53	2.087	DN..150408/DN..432	1,90
2036377	KM80ATCDDJNR15KC06	70	2.7560	53	2.087	DN..150608/DN..442	1,90
	left hand						
2220271	KM80ATCDDJNL15KC04	70	2.7560	53	2.087	DN..150408/DN..432	1,90
2036378	KM80ATCDDJNL15KC06	70	2.7560	53	2.087	DN..150608/DN..442	1,90

Spare Parts

catalog number	shim	shim screw	clamp assembly	pin
right hand				
KM80ATCDDJNR15KC04	IDSN443	KMSP415IP	CM234R ASSY	SSP025016M
KM80ATCDDJNR15KC06	IDSN433	KMSP415IP	CM234R ASSY	SSP025016M
left hand				
KM80ATCDDJNL15KC04	IDSN443	KMSP415IP	CM234R ASSY	SSP025016M
KM80ATCDDJNL15KC06	IDSN433	KMSP415IP	CM234R ASSY	SSP025016M

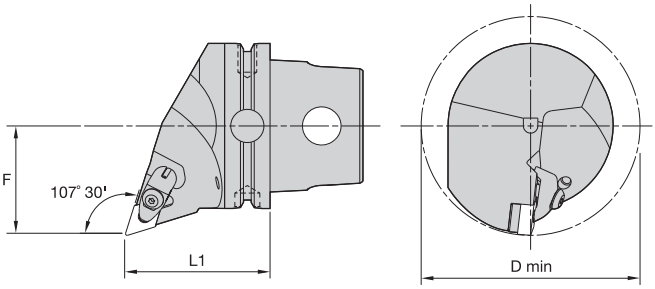

KM QUICK CHANGE

DDQN 107° 30'

order number	catalog number	L1 mm	L1 in	F mm	F in	D min mm	D min in	gage insert	kg
	right hand								
2220278	KM80ATCDDQNR15KC04	70	2.756	53	2.087	106	4.17	DN..150408/DN..432	2,07
2036379	KM80ATCDDQNR15KC06	70	2.756	53	2.087	106	4.17	DN..150608/DN..442	2,06
	left hand								
2220279	KM80ATCDDQNL15KC04	70	2.756	53	2.087	106	4.17	DN..150408/DN..432	2,07
2036380	KM80ATCDDQNL15KC06	70	2.756	53	2.087	106	4.17	DN..150608/DN..442	2,06

Spare Parts

catalog number	shim	shim screw	clamp assembly	pin
right hand				
KM80ATCDDQNR15KC04	IDSN443	KMSP415IP	CM234R ASSY	SSP025016M
KM80ATCDDQNR15KC06	IDSN433	KMSP415IP	CM234R ASSY	SSP025016M
left hand				
KM80ATCDDQNL15KC04	IDSN443	KMSP415IP	CM234R ASSY	SSP025016M
KM80ATCDDQNL15KC06	IDSN433	KMSP415IP	CM234R ASSY	SSP025016M

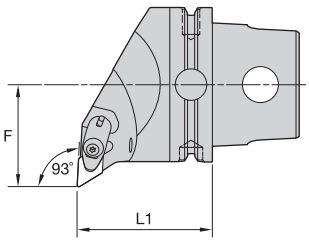

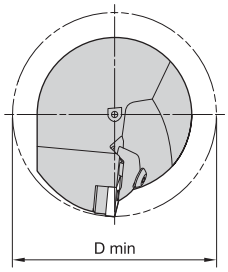

DDUN 93°

order number	catalog number	L1 mm	L1 in	F mm	F in	D min mm	D min in	gage insert	kg
	right hand								
2220286	KM80ATCDDUNR15KC04	70	2.756	53	2.087	106	4.17	DN..150408/DN..432	2,23
2036381	KM80ATCDDUNR15KC06	70	2.756	53	2.087	106	4.17	DN..150608/DN..442	2,23
	left hand								
2220287	KM80ATCDDUNL15KC04	70	2.756	53	2.087	106	4.17	DN..150408/DN..432	2,23
2036382	KM80ATCDDUNL15KC06	70	2.756	53	2.087	106	4.17	DN..150608/DN..442	2,23

Spare Parts

catalog number	shim	shim screw	clamp assembly	pin
right hand				
KM80ATCDDUNR15KC04	IDSN443	KMSP415IP	CM234R ASSY	SSP025016M
KM80ATCDDUNR15KC06	IDSN433	KMSP415IP	CM234R ASSY	SSP025016M
left hand				
KM80ATCDDUNL15KC04	IDSN443	KMSP415IP	CM234R ASSY	SSP025016M
KM80ATCDDUNL15KC06	IDSN433	KMSP415IP	CM234R ASSY	SSP025016M

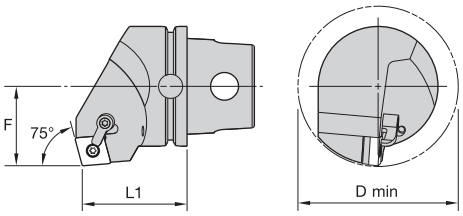

MCKN 75°

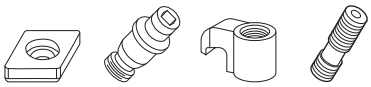

order number	catalog number	L1 mm	L1 in	F mm	F in	D min mm	D min in	gage insert	shim	lock pin	clamp	clamp screw	kg	lbs
	right hand													
2036393	KM80ATCMCKNR19	70	2.756	53	2.087	106	4.173	CN..190612/CN..643	ICSN633	KLM68	CKM12	STCM4	2,40	5.30
3758113	KM80ATCMCKNR25	70	2.756	53	2.087	106	4.173	CN..250924/CN..866	ICSN846	KLM810	CKM24	STCM19	2,54	5.61
	left hand													
1961291	KM80ATCMCKNL19	70	2.756	53	2.087	106	4.173	CN..190612/CN..643	ICSN633	KLM68	CKM12	STCM4	2,41	5.30
3684524	KM80ATCMCKNL25	70	2.756	53	2.087	106	4.173	CN..250924/CN..866	ICSN846	KLM810	CKM24	STCM19	2,54	5.61

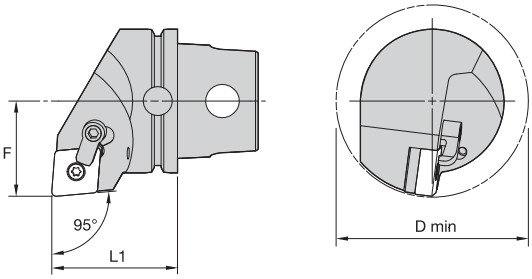

MCLN 95°

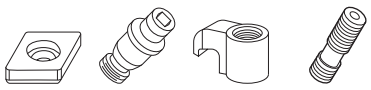

order number	catalog number	L1 mm	L1 in	F mm	F in	D min mm	D min in	gage insert	shim	lock pin	clamp	clamp screw	kg	lbs
	right hand													
2036373	KM80ATCMCLNR19	70	2.756	53	2.087	106	4.173	CN..190612/CN..643	ICSN633	KLM68	CKM12	STCM4	2,19	4.83
2036374	KM80ATCMCLNR25	70	2.756	53	2.087	106	4.173	CN..250924/CN..866	ICSN846	KLM810	CKM24	STCM19	2,20	4.84
	left hand													
1958408	KM80ATCMCLNL19	70	2.756	53	2.087	106	4.173	CN..190612/CN..643	ICSN633	KLM68	CKM12	STCM4	2,19	4.83
1958411	KM80ATCMCLNL25	70	2.756	53	2.087	106	4.173	CN..250924/CN..866	ICSN846	KLM810	CKM24	STCM19	2,20	4.84

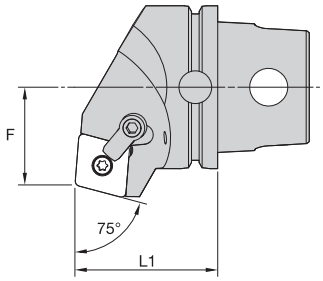

MCRN 75°

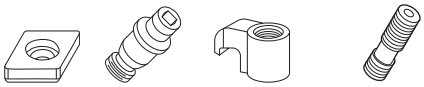

order number	catalog number	L1 mm	L1 in	F mm	F in	gage insert	shim	lock pin	clamp	clamp screw	kg	lbs
	right hand											
2036375	KM80ATCMCRNR19	70	2.756	48	1.890	CN..190612/CN..643	ICSN633	KLM68	CKM12	STCM4	2,29	5.06
2036376	KM80ATCMCRNR25	70	2.756	48	1.890	CN..250924/CN..866	ICSN846	KLM810	CKM24	STCM19	2,31	5.09
	left hand											
1960916	KM80ATCMCRNL19	70	2.756	48	1.890	CN..190612/CN..643	ICSN633	KLM68	CKM12	STCM4	2,29	5.06
2033887	KM80ATCMCRNL25	70	2.756	48	1.890	CN..250924/CN..866	ICSN846	KLM810	CKM24	STCM19	2,31	5.09

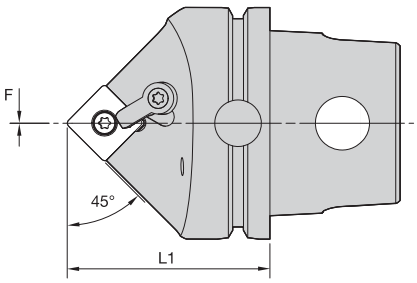



MSDN 45°

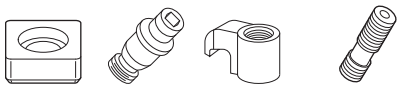

order number	catalog number	L1 mm	L1 in	F mm	F in	gage insert	shim	lock pin	clamp	clamp screw	kg	lbs
2036383	KM80ATCMSDNN19	70	2.756	0	.000	SN..190612/SN..643	ISSN633	KLM68	CKM12	STCM4	1,88	4.14
2036384	KM80ATCMSDNN25	70	2.756	0	.000	SN..250924/SN..866	ISSN846	KLM810	CKM24	STCM19	1,79	3.95

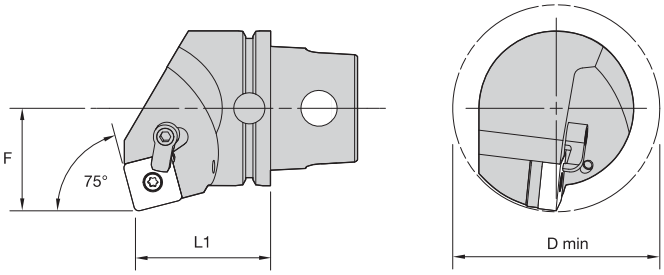

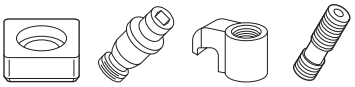

MSKN 75°

order number	catalog number	L1 mm	L1 in	F mm	F in	D min mm	D min in	gage insert	shim	lock pin	clamp	clamp screw	kg	lbs
	right hand													
2036385	KM80ATCMSKNR19	70	2.756	53	2.087	106	4.173	SN..190612/SN..643	ISSN633	KLM68	CKM12	STCM4	2,52	5.55
2036387	KM80ATCMSKNR25	70	2.756	53	2.087	106	4.173	SN..250924/SN..866	ISSN846	KLM810	CKM24	STCM19	2,47	5.44
	left hand													
2036386	KM80ATCMSKNL19	70	2.756	53	2.087	106	4.173	SN..190612/SN..643	ISSN633	KLM68	CKM12	STCM4	2,52	5.55
1960917	KM80ATCMSKNL25	70	2.756	53	2.087	106	4.173	SN..250924/SN..866	ISSN846	KLM810	CKM24	STCM19	2,53	5.57

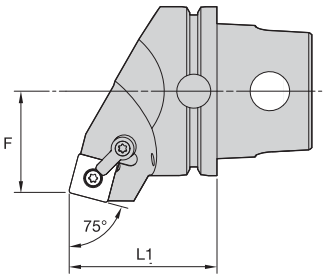

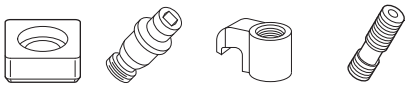

MSRN 75°

order number	catalog number	L1 mm	L1 in	F mm	F in	gage insert	shim	lock pin	clamp	clamp screw	kg	lbs
	right hand											
2036388	KM80ATCMSRNR19	70	2.756	48	1.890	SN..190612/SN..643	ISSN633	KLM68	CKM12	STCM4	2,11	4.66
2036390	KM80ATCMSRNR25	70	2.756	48	1.890	SN..250924/SN..866	ISSN846	KLM810	CKM24	STCM19	2,08	4.59
	left hand											
2036389	KM80ATCMSRNL19	70	2.756	48	1.890	SN..190612/SN..643	ISSN633	KLM68	CKM12	STCM4	2,11	4.66
1961718	KM80ATCMSRNL25	70	2.756	48	1.890	SN..250924/SN..866	ISSN846	KLM810	CKM24	STCM19	2,08	4.59

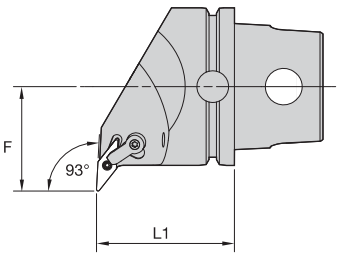

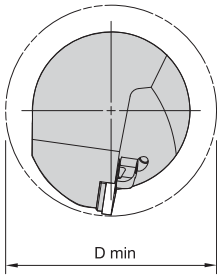

MVUN 93°

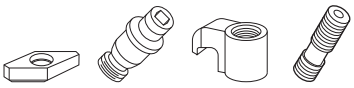

order number	catalog number	L1 mm	L1 in	F mm	F in	D min mm	D min in	gage insert	shim	lock pin	clamp	clamp screw	kg	lbs
	right hand													
2036391	KM80ATCMVUNR16	70	2.756	53	2.087	106	4.173	VN..160408/VN..332	IVSN322	KLM34L	CKM22	STCM20	2,23	4.92
	left hand													
1961335	KM80ATCMVUNL16	70	2.756	53	2.087	106	4.173	VN..160408/VN..332	IVSN322	KLM34L	CKM22	STCM20	2,23	4.92

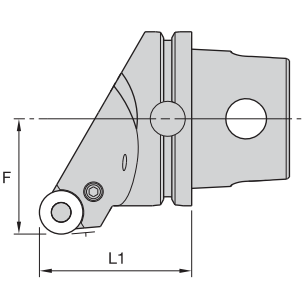

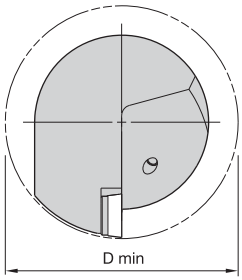

PRGC 0°

order number	catalog number	L1 mm	L1 in	F mm	F in	D min mm	D min in	gage insert	shim	clamp screw	clamp stud	kg	lbs
1961340	KM80ATCPRGCL20	70	2.756	53	2.087	106	4.173	RC..2006M0	169.333	121.820	119.073	1,87	4.12
3897198	KM80ATCPRGCL25	70	2.756	53	2.087	—	—	RC..2507M0..	169.337	121.820	118.404	2,08	4.58
3897200	KM80ATCPRGCL32	80	3.150	53	2.087	—	—	RC..3209M0..	169.339	121.030	118.604	2,66	5.86
2203621	KM80ATCPRGCR20	70	2.756	53	2.087	106	4.173	RC..2006M0	169.333	121.820	119.073	1,87	4.12
3897199	KM80ATCPRGCR25	70	2.756	53	2.087	—	—	RC..2507M0..	169.337	121.820	118.404	2,08	4.58
3897201	KM80ATCPRGCR32	80	3.150	53	2.087	—	—	RC..3209M0..	169.339	121.030	118.604	2,66	5.86

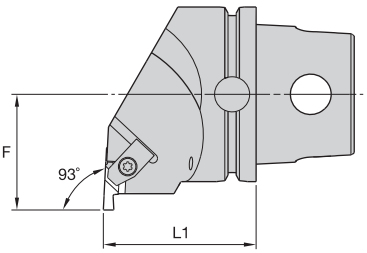

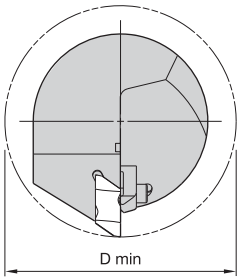

NE 93°

order number	catalog number	L1 mm	L1 in	F mm	F in	D min mm	D min in	gage insert	clamp	clamp screw	kg	lbs
	right hand											
2036394	KM80ATCNER3	70	2.756	53	2.087	106	4.173	NG3L	CM73	MS2091	2,12	4.67
2036395	KM80ATCNER4	70	2.756	53	2.087	106	4.173	NG4L	CM73	MS2091	2,19	4.83
2036396	KM80ATCNER5	70	2.756	53	2.087	106	4.173	NG5L	CM81	MS1490	2,26	4.99
2036397	KM80ATCNER6	70	2.756	53	2.087	106	4.173	NG6L	CM121	MS2091	2,15	4.74
	left hand											
1961333	KM80ATCNEL3	70	2.756	53	2.087	106	4.173	NG3R	CM72	MS2091	2,12	4.67
1960915	KM80ATCNEL4	70	2.756	53	2.087	106	4.173	NG4R	CM72	MS2091	2,19	4.83
2036400	KM80ATCNEL5	70	2.756	53	2.087	106	4.173	NG5R	CM80	MS1490	2,26	4.99
2036398	KM80ATCNEL6	70	2.756	53	2.087	106	4.173	NG6R	CM120	MS2091	2,15	4.74

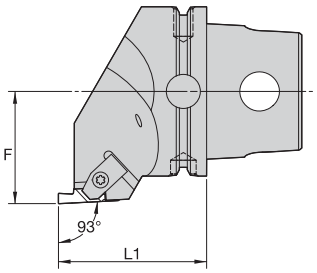

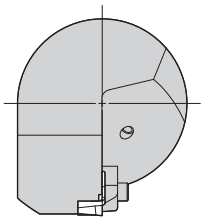

NS 93°

order number	catalog number	L1 mm	L1 in	F mm	F in	gage insert	clamp	clamp screw	kg	lbs
	right hand									
3330949	KM80ATCNSR3	70	2.756	53	2.087	NG3R	CM72	MS1489	2,16	4.77
2203622	KM80ATCNSR4	70	2.756	53	2.087	NG4R	CM72	MS2091	2,17	4.77
	left hand									
2398753	KM80ATCNSL3	70	2.756	53	2.087	NG3L	CM73	MS1489	2,16	4.77
2044321	KM80ATCNSL4	70	2.756	53	2.087	NG4L	CM73	MS2091	2,17	4.77

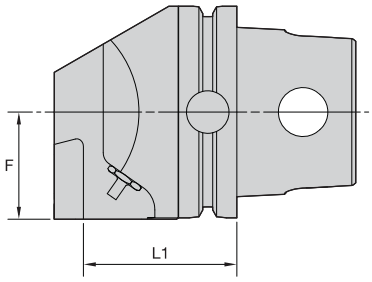

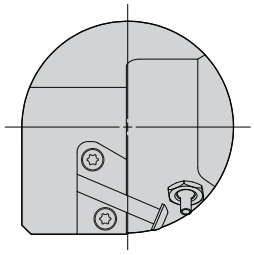

KGME • End Mount

order number	catalog number	L1 mm	L1 in	F mm	F in	cartridge size	insert screw	button-head cap screw	nozzle	kg	lbs
	right hand										
2036392	KM80ATCKGMER50	58	2.283	41	1.594	50	MS1162	MS2002	PMT04526 COOLANT NOZZLE SPRAY	2,45	5.39
	left hand										
1961339	KM80ATCKGMEL50	58	2.283	41	1.594	50	MS1162	MS2002	PMT04526 COOLANT NOZZLE SPRAY	2,45	5.39

NOTE: For A3/A4 modular blades, see the Kennametal Innovations Master Catalog Cutting Tools 2013.
Right-hand cutting units use left-hand blades.

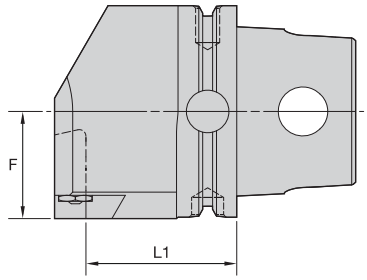

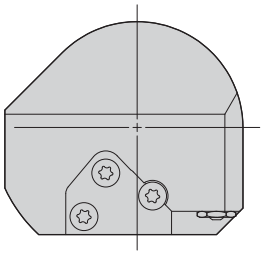

KGME • End Mount

order number	catalog number	L1 mm	L1 in	F mm	F in	cartridge size	blade screw	nozzle	kg	lbs
	right hand									
3588800	KM80ATCKGMER65	57	2.24	40,5	1.595	65	MS1163	PMT04525	3,11	6.86
	left hand									
3588804	KM80ATCKGMEL65	57	2.24	40,5	1.595	65	MS1163	PMT04525	3,11	6.86

NOTE: For A3/A4 modular blades, see the Kennametal Innovations Master Catalog Cutting Tools 2013.
Right-hand cutting units use left-hand blades.

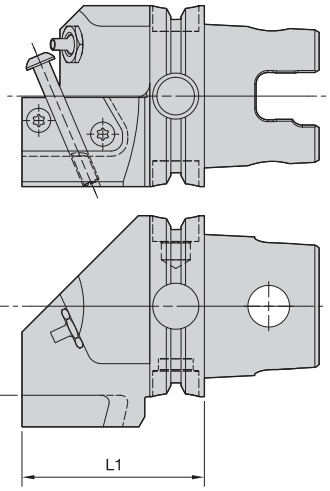

KM QUICK CHANGE

KGMS • Side Mount

order number	catalog number	L1 mm	L1 in	F mm	F in	cartridge size	blade screw	nozzle	clamp screw	kg	lbs
	right hand										
3138942	KM80ATCKGMSR50	66,5	2.618	41	1.614	50	MS1162	PMT04526 COOLANT NOZZLE SPRAY	MS2002	2,43	5.36
	left hand										
3138941	KM80ATCKGMSL50	66,5	2.618	41	1.614	50	MS1162	PMT04526 COOLANT NOZZLE SPRAY	MS2002	2,43	5.36

NOTE: For A3/A4 modular blades, see the Kennametal Innovations Master Catalog Cutting Tools 2013.
Right-hand cutting units use right-hand blades.

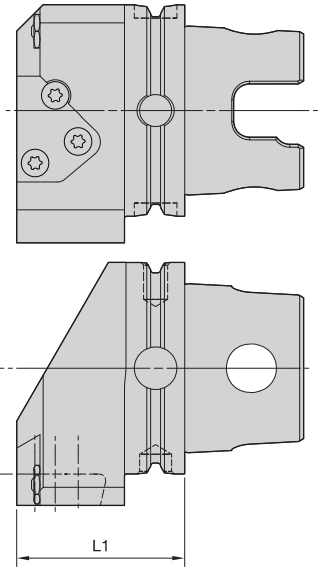

KM QUICK CHANGE

KGMS • Side Mount

order number	catalog number	L1 mm	L1 in	F mm	F in	cartridge size	blade screw	nozzle	kg	lbs
	right hand									
3588790	KM80ATCKGMSR65	63,5	2.500	40	1.575	65	MS1163	PMT04525	2,81	6.20
	left hand									
3588795	KM80ATCKGMSL65	63,5	2.500	40	1.575	65	MS1163	PMT04525	2,81	6.20

NOTE: For A3/A4 modular blades, see the Kennametal Innovations Master Catalog Cutting Tools 2013.
Right-hand cutting units use right-hand blades.

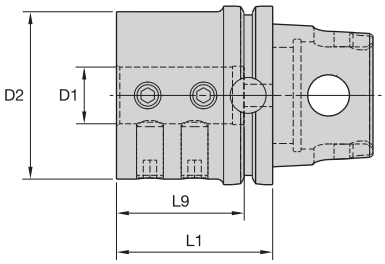

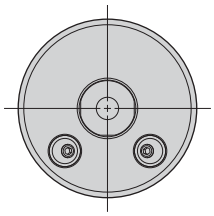

BA • Boring Bar Adapter • Internal and External Coolant • Metric

order number	catalog number	D1	D2	L1	L9	lock screw	nozzle	wrench size clamp screw	Nm	kg
3896952	**KM80ATCBA40105M**	40	80	105	76	**MS1947**	**PWZ1012**	8mm	125	3,58
3897203	**KM80ATCBA50130M**	50	90	130	95	**MS1947**	**PWZ1012**	8mm	125	4,96

BA • Boring Bar Adapter • Internal and External Coolant • Inch

order number	catalog number	D1	D2	L1	L9	lock screw	nozzle	wrench size clamp screw	ft. lbs.	lbs
2024399	**KM80ATCBA100276**	1	2.95	2.756	2.24	**—**	**PWZ1012**	6mm	30	5.57
2024400	**KM80ATCBA125295**	1 1/4	3.15	2.953	2.48	**—**	**PWZ1012**	6mm	30	6.11
2024401	**KM80ATCBA150413**	1 1/2	3.15	4.134	2.99	**MS1947**	**PWZ1012**	8mm	90	8.04
2024402	**KM80ATCBA200512**	2	3.54	5.118	3.98	**MS1947**	**PWZ1012**	8mm	90	10.57

NOTE: Do not overtighten clamp screw; use torque recommendations above.
Supplied with clamp screw.
Clamp screw wrench not included.
For boring bar reducers, see page A570.

More than just the right tool • the ultimate solution.

That's **Beyond BLAST.**™
That's **Different Thinking.**

At Kennametal, innovation follows vision. Our revolutionary products and services are inspired by asking "what if?" The solutions that follow — like our Beyond BLAST through-coolant inserts — deliver remarkable results in the world's most demanding machining environments.

A cutting-edge insert that delivers coolant precisely at the cutting edge. Now that's Different Thinking. That's Kennametal.

To learn more about your productivity gains using Beyond BLAST technology, visit www.kennametal.com.

Milling

- Beyond BLAST technology uses low-pressure conditions to offer many of the high-pressure performance benefits.
- Delivers superior performance on titanium, using either high- or low-pressure coolant systems.
- Effective thermal management results in reduced cutting temperatures, improved lubricity, superior chip control, and longer tool life.
- Beyond BLAST for milling increases tool life by up to 300% compared with conventional coolant delivery systems.

beyond™ BLAST™

- Balanceable — fine tune with optional M6 set screws.
- Suitable for carbide and HSS cutting tools (requirements below).

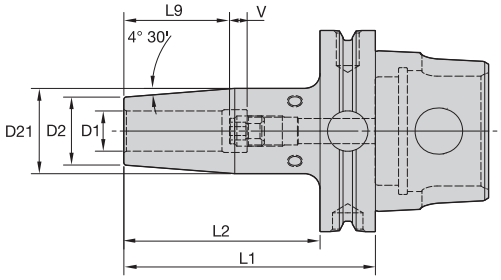

Cutting Tool Shank Requirements
metric (ISO standard)

cutting tool shank diameter	tolerance	
10	h6	0,000/-0,009
12, 14, 16, & 18	h6	0,000/-0,011
20 & 25	h6	0,000/-0,013
32, 40, & 50	h6	0,000/-0,016

KM QUICK CHANGE

HPV TT • Metric

order number	catalog number	D1	D2	D21	L1	L2	L9	V	stop screw	wrench size stop screw	kg
3661841	KM80ATCHPVTT10090M	10	24	32	90	68	31	10	TTSS08014M	4mm	1,47
3661842	KM80ATCHPVTT10170M	10	24	32	170	63	31	10	TTSS08014M	4mm	2,02
3662743	KM80ATCHPVTT12095M	12	24	32	95	73	36	10	TTSS10014M	5mm	1,48
3662744	KM80ATCHPVTT12160M	12	24	32	160	63	36	10	TTSS10014M	5mm	1,93
3662745	KM80ATCHPVTT14095M	14	27	34	95	73	36	10	TTSS10014M	5mm	1,54
3662746	KM80ATCHPVTT16100M	16	27	34	100	78	39	10	TTSS12014M	6mm	1,55
3662747	KM80ATCHPVTT18100M	18	33	42	100	78	39	10	TTSS12014M	6mm	1,75
3662748	KM80ATCHPVTT18160M	18	33	42	160	70	39	10	TTSS12014M	6mm	2,45
3662749	KM80ATCHPVTT20105M	20	33	42	105	83	41	10	TTSS16014M	8mm	1,77
3662750	KM80ATCHPVTT25115M	25	44	53	115	93	47	10	TTSS16014M	8mm	2,34
3662751	KM80ATCHPVTT32120M	32	44	53	120	98	51	10	TTSS16014M	8mm	2,26
3662752	KM80ATCHPVTT40130M	40	60	61	130	108	51	10	TTSS20014M	10mm	3,47
3662753	KM80ATCHPVTT50140M	50	69	79	140	118	56	10	TTSS20014M	10mm	4,28

(continued)

(HPV TT continued)

Cutting Tool Shank Requirements inch (industry standard)

cutting tool shank diameter	tolerance
5/16 & 3/8	-.0001/-.0004
7/16, 1/2, 9/16, & 5/8	.0000/-.0004
3/4, 7/8, 1, 1-1/4, 1-1/2, & 2	.0000/-.0005

HPV TT • Inch

order number	catalog number	D1	D2	D21	L1	L2	L9	V	stop screw	wrench size stop screw	lbs
3599309	**KM80ATCHPVTT031335**	5/16	.83	1.06	3.347	2.48	1.02	.39	**TTSS06014M**	3mm	3.03
3599310	**KM80ATCHPVTT038630**	3/8	.95	1.26	6.299	2.48	1.22	.39	**TTSS08014M**	4mm	4.29
3599311	**KM80ATCHPVTT044374**	7/16	.95	1.26	3.740	2.87	1.42	.39	**TTSS10014M**	5mm	3.28
3599304	**KM80ATCHPVTT050374**	1/2	.95	1.26	3.740	2.87	1.42	.39	**TTSS10014M**	5mm	3.25
3594191	**KM80ATCHPVTT056374**	9/16	1.06	1.34	3.740	2.87	1.42	.39	**TTSS10014M**	5mm	3.38
3599305	**KM80ATCHPVTT062394**	5/8	1.06	1.34	3.937	3.07	1.54	.39	**TTSS12014M**	6mm	3.41
3594317	**KM80ATCHPVTT062850**	5/8	1.06	1.34	8.500	2.48	1.54	.39	**TTSS12014M**	6mm	5.65
3594316	**KM80ATCHPVTT075413**	3/4	1.30	1.65	4.134	3.27	1.61	.39	**TTSS16014M**	6mm	3.93
3599306	**KM80ATCHPVTT075630**	3/4	1.30	1.65	6.299	2.76	1.61	.39	**TTSS16014M**	8mm	5.35
3599307	**KM80ATCHPVTT088413**	7/8	1.30	1.65	4.134	3.27	1.61	.39	**TTSS16014M**	8mm	3.84
3594315	**KM80ATCHPVTT100453**	1	1.73	2.08	4.528	3.66	1.85	.39	**TTSS16014M**	8mm	5.14
3594313	**KM80ATCHPVTT125472**	1 1/4	1.73	2.08	4.724	3.86	2.01	.39	**TTSS16014M**	8mm	4.99
3594314	**KM80ATCHPVTT150512**	1 1/2	2.36	2.75	5.118	4.25	2.01	.39	**TTSS20014M**	10mm	7.78
3599308	**KM80ATCHPVTT200551**	2	2.72	3.11	5.512	4.65	2.20	.39	**TTSS20014M**	10mm	9.37

NOTE: Do not overheat. Overheating will destroy the accuracy and functionality of the toolholder.
Shrink Fit technical section, see page M78.
Supplied with stop screw.
Adjusting stop screw gage, see page M81.
Shrink Fit accessories, see page L12–L13.
Optional M6~1.0P x 5 lg fine balancing screw set (10 pieces) is available.
Order number is MS1276PKG and must be ordered separately.

- 30–50% higher clamping torque compared to GP line.
- Balanceable — fine tune with optional M6 set screws.
- Suitable for carbide only, designated by groove in front face (requirements below).
- 10 kW power or greater Shrink Fit device must be used.

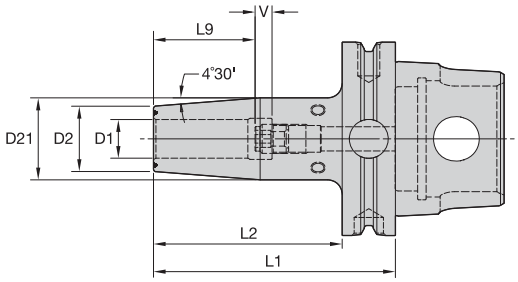

Cutting Tool Shank Requirements
metric (ISO standard)

cutting tool shank diameter	tolerance	
12, 14, 16, & 18	h6	0,000/-0,011
20 & 25	h6	0,000/-0,013
32	h6	0,000/-0,016

KM QUICK CHANGE

HPV TT HT • Metric

order number	catalog number	D1	D2	D21	L1	L2	L9	V	stop screw	wrench size stop screw	kg
3662754	KM80ATCHPVTTHT12095M	12	24	32	95	73	36	10	TTSS10014M	5mm	1,48
3662755	KM80ATCHPVTTHT12160M	12	24	32	160	63	36	10	TTSS10014M	5mm	1,96
3662756	KM80ATCHPVTTHT14095M	14	27	34	95	73	36	10	TTSS10014M	5mm	1,54
3662757	KM80ATCHPVTTHT16100M	16	27	34	100	78	39	10	TTSS12014M	6mm	1,55
3662758	KM80ATCHPVTTHT18100M	18	33	42	100	78	39	10	TTSS12014M	6mm	1,75
3662759	KM80ATCHPVTTHT18160M	18	33	42	160	70	39	10	TTSS12014M	6mm	2,45
3662760	KM80ATCHPVTTHT20105M	20	33	42	105	83	41	10	TTSS16014M	8mm	1,77
3662761	KM80ATCHPVTTHT25115M	25	44	53	115	93	47	10	TTSS16014M	8mm	2,34
3662762	KM80ATCHPVTTHT32120M	32	44	53	120	98	51	10	TTSS16014M	8mm	2,26

(continued)

(HPV TT HT continued)

Cutting Tool Shank Requirements inch (industry standard)

cutting tool shank diameter	tolerance
1/2, 9/16, 5/8, & 11/16	.0000/-.0004
3/4, 7/8, 1, & 1-1/4	.0000/-.0005

HPV TT HT • Inch

order number	catalog number	D1	D2	D21	L1	L2	L9	V	stop screw	wrench size stop screw	lbs
3598813	**KM80ATCHPVTTHT050374**	1 /2	.95	1.26	3.740	2.87	1.42	.39	**TTSS10014M**	5mm	3.25
3598814	**KM80ATCHPVTTHT056374**	9/16	1.06	1.34	3.740	2.87	1.42	.39	**TTSS10014M**	5mm	3.38
3598815	**KM80ATCHPVTTHT062394**	5/8	1.06	1.34	3.937	3.07	1.54	.39	**TTSS12014M**	6mm	3.41
3598816	**KM80ATCHPVTTHT062850**	5/8	1.06	1.34	8.500	2.48	1.54	.39	**TTSS12014M**	6mm	5.65
3598817	**KM80ATCHPVTTHT075413**	3/4	1.30	1.65	4.134	3.27	1.61	.39	**TTSS16014M**	8mm	3.93
3598818	**KM80ATCHPVTTHT075630**	3/4	1.30	1.65	6.299	2.76	1.61	.39	**TTSS16014M**	8mm	5.35
3598819	**KM80ATCHPVTTHT088413**	7/8	1.30	1.65	4.134	3.27	1.61	.39	**TTSS16014M**	8mm	3.84
3598820	**KM80ATCHPVTTHT100453**	1	1.73	2.08	4.528	3.66	1.85	.39	**TTSS16014M**	8mm	5.14
3598821	**KM80ATCHPVTTHT125472**	1 1/4	1.73	2.08	4.724	3.86	2.01	.39	**TTSS16014M**	8mm	4.99

NOTE: Do not overheat. Overheating will destroy the accuracy and functionality of the toolholder.
Shrink Fit technical section, see page M78.
Supplied with stop screw.
Adjusting stop screw gage, see page M81.
Shrink Fit accessories, see page L12–L13.
Optional M6~1.0P x 5 lg fine-balancing screw set (10 pieces) is available.
Order number is MS1276PKG and must be ordered separately.

• Tremendous Grip (3:1 advantage).

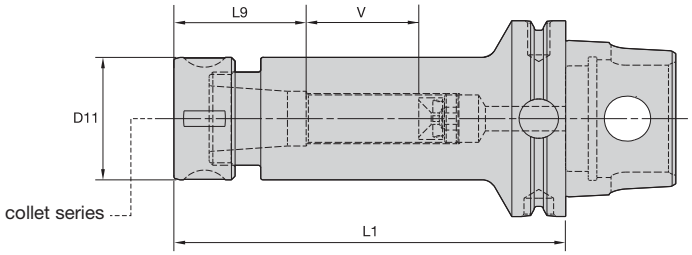

	Collet Capacity			
	mm		inch	
TG collet series	min	max	min	max
TG75	2,6	20,0	3/64	3/4
TG100	2,6	25,5	5/64	1
TG150	11,6	40,0	23/64	1-1/2

KM QUICK CHANGE

TG • Single-Angle Collet Chucks

order number	catalog number	collet series	D11 mm	D11 in	L1 mm	L1 in	L9 mm	L9 in	V mm	V in	kg	lbs
3138953	**KM80ATCTG075160**	TG75	50	1.97	160	6.299	53	2.09	47	1.85	2,96	6.52
2022194	**KM80ATCTG100394**	TG100	60	2.36	100	3.937	70	2.75	—	—	2,32	5.11
2022195	**KM80ATCTG150492**	TG150	85	3.35	125	4.921	83	3.27	—	—	4,31	9.50

Spare Parts

catalog number	locknut	wrench	stop screw	wrench size stop screw	coolant cap	Nm	ft. lbs.
KM80ATCTG075160	**LNA075M**	**HSW45M**	**SS081041G**	4mm & 5/32	**SSCC081**	108-136	80-100
KM80ATCTG100394	**LNA100M**	**HSW58M**	**—**	—	**—**	163-203	120-150
KM80ATCTG150492	**LNA150M**	**HSW80M**	**—**	—	**—**	217-271	160-200

NOTE: Collet must be loaded into locknut first. Before loading into the chuck body, insert the cutting tool, then tighten to the recommended tightening torque.
Collet chuck technical section, see page M98.
Supplied with locknut and stop screw.
Locknut wrench must be ordered separately.
Interchangeable locknuts, coolant-style locknuts, and coolant disks are available and must be ordered separately; see pages L16–L17.
Stop screw coolant caps are available and must be ordered separately; see pages L34–L35.
Balanceable/interchangeable locknuts are available and must be ordered separately; see page L16.
TG standard straight-bore collets, see page J10.
TG tap collets, see page J10.

• Grip (2:1 advantage).

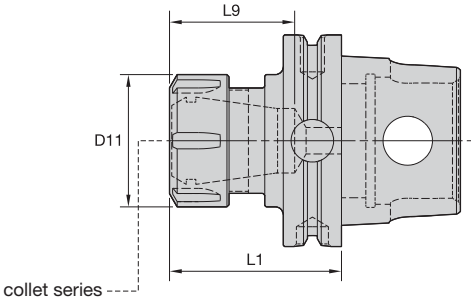

	Collet Capacity			
	mm		inch	
ER collet series	min	max	min	max
ER32	2,0	20,0	.08	.81
ER40	3,0	26,0	.12	1.00

KM™ QUICK CHANGE

ER • Single-Angle Collet Chucks

			D11		L1		L9							
order number	catalog number	collet series	mm	in	mm	in	mm	in	locknut	wrench	Nm	ft. lbs.	kg	lbs
1953471	**KM80ATCER3265**	ER32	50	1.97	65	2.559	46,0	1.81	**LNSER32M**	**ER32WM**	136	100	1,45	3.20
2022196	**KM80ATCER4090**	ER40	50	1.97	90	3.543	70,3	2.77	**LNSER40M**	**ER40WM**	176	130	2,09	4.61

NOTE: Collet must be loaded into locknut first. Before loading into the chuck body, insert the cutting tool, then tighten to the recommended tightening torque.
Collet chuck technical section, see page M98.
Supplied with locknut.
Locknut wrench must be ordered separately.
Interchangeable coolant-style locknuts and coolant disks are available and must be ordered separately; see page L19.
ER standard straight-bore collets, see page J50.
ER tap collets, see pages J58–J59.
ER TCT tension-only tap collets, see page J60.

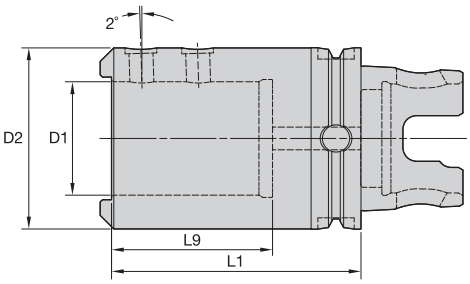

WD • Drill Adapters with Drive

order number	catalog number	D1 mm	D1 in	L9 mm	L9 in	D2 mm	D2 in	L1 mm	L1 in	cup point socket set screw	wrench size stop screw	kg	lbs
3891593	**KM80ATCWD32090M**	32	1.260	61	2.400	62	2.435	90,0	3.543	**SS03M023**	6 mm	2,37	5.23
3891594	**KM80ATCWD40100M**	40	1.575	71	2.800	70	2.750	100,0	3.937	**SS03M023**	6 mm	2,80	6.18
3138896	**KM80ATCWD50110M**	50	1.969	71	2.795	80	3.144	110,0	4.331	**SS03M023**	6 mm	3,51	7.73

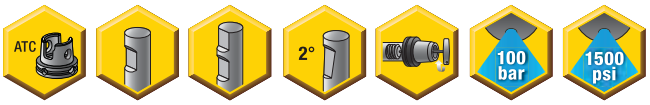

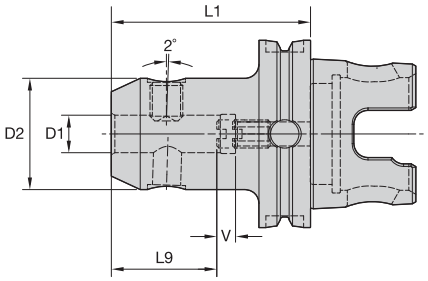

KM QUICK CHANGE

WN/EM • Whistle Notch/End Mill Combination Adapter

order number	catalog number	D1	D2	L1	L9	V	lock screw	wrench size lock screw	stop screw	stop screw wrench size	Nm	kg
3901247	**KM80ATCWNEM06065M**	6	25	65	30	10	**SS03M012**	3mm	**571.060**	2,5mm	7	1,29
3901248	**KM80ATCWNEM08065M**	8	28	65	30	10	**SS03M014**	4mm	**571.067**	3mm	15	1,33
3901249	**KM80ATCWNEM10075M**	10	35	75	35	10	**SS03M018**	5mm	**571.068**	4mm	25	1,49
3901250	**KM80ATCWNEM12080M**	12	42	80	40	10	**SS03M023**	6mm	**571.074**	5mm	35	1,68
3901251	**KM80ATCWNEM14080M**	14	44	80	41	8	**SS03M023**	6mm	**571.074**	5mm	35	1,72
3901252	**KM80ATCWNEM16085M**	16	48	85	44	8	**SS03M025**	6mm	**571.075**	6mm	50	1,89
3901283	**KM80ATCWNEM18085M**	18	50	85	43	10	**SS03M025**	6mm	**571.075**	6mm	50	1,94
3901284	**KM80ATCWNEM20085M**	20	52	85	45	10	**SS03M026**	8mm	**571.076**	6mm	95	1,98
3901285	**KM80ATCWNEM25100M**	25	65	100	50	10	**SS03M027**	10mm	**571.077**	6mm	135	2,76
3901286	**KM80ATCWNEM32105M**	32	72	105	55	10	**SS03M029**	10mm	**571.077**	6mm	160	3,18
3901287	**KM80ATCWNEM40115M**	40	90	115	65	10	**SS03M029**	10mm	**571.077**	6mm	160	4,71

NOTE: Do not overtighten lock screw; use torque recommendations above.
Supplied with lock screw and stop screw.
Lock screw and stop screw wrenches are not included.

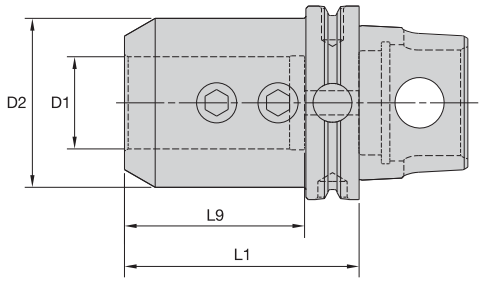

KM QUICK CHANGE

EM • Inch

order number	catalog number	D1	D2	L1	L9	lock screw	wrench size lock screw	ft. lbs.	lbs
2022197	**KM80ATCEM100354**	1	2.00	3.543	2.46	**ELS075056PKG**	3/8	110	4.26
2022198	**KM80ATCEM125354**	1 1/4	2.50	3.543	2.51	**ELS075062PKG**	3/8	110	5.21
1961336	**KM80ATCEM150382**	1 1/2	2.75	3.819	2.93	**ELS075069PKG**	3/8	110	5.88
2022199	**KM80ATCEM200492**	2	3.74	4.921	3.53	**ELS100088PKG**	1/2	150	11.61

NOTE: Do not overtighten lock screw; use torque recommendations above.
Supplied with lock screw.
Lock screw wrench not included.

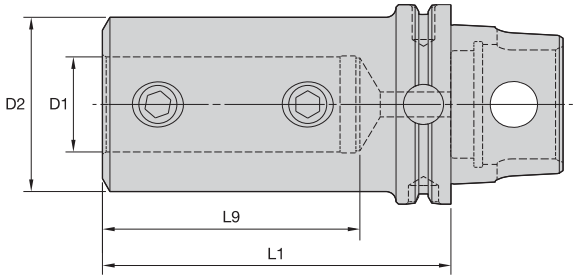

KM QUICK CHANGE

SSF • Straight Shank Adapter for Drill Shanks with Flats

order number	catalog number	D1	L1	D2	L9	lock screw	wrench size stop screw	ft. lbs.	lbs
2024413	**KM80ATCSSF075350**	.750	3.500	3.150	2.250	**ELS062050PKG**	5/16	70	4.02
2024414	**KM80ATCSSF100450**	1.000	4.500	3.150	3.250	**–**	3/8	110	4.99
2024415	**KM80ATCSSF125500**	1.250	5.000	3.150	3.500	**ELS075056PKG**	3/8	110	6.96
2024416	**KM80ATCSSF150550**	1.500	5.500	3.150	4.000	**ELS075056PKG**	3/8	110	8.18
2024417	**KM80ATCSSF200650**	2.000	6.500	3.150	4.250	**ELS100088PKG**	1/8	150	15.93

WARNING
During through-hole operations, a slug or disk is produced as the tool breaks through the workpiece. When the drill is stationary and the workpiece is rotating, this slug may be hurled from the chuck by centrifugal force. Provide adequate shielding to protect bystanders.

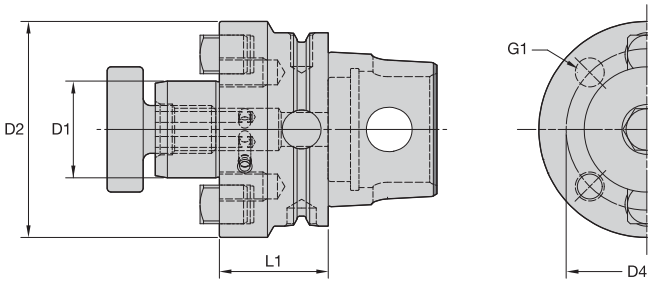



SMC • Metric

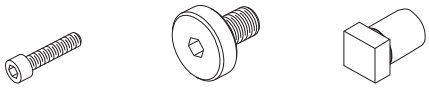

order number	catalog number	D1	D2	D4	G1	L1	socket-head cap screw	lock screw	drive key	wrench size lock screw	kg
3897160	KM80ATCSMC22040M	22	49	–	–	40	MS1234	–	KDK22M	8mm	1,52
3897161	KM80ATCSMC27040M	27	60	–	–	40	–	KLSS27M	KDK27M	10mm	1,70
3897162	KM80ATCSMC32040M	32	78	–	–	40	–	KLSS32M	KDK32M	12mm	2,02
3897193	KM80ATCSMC40045M	40	89	67	M12 X 1.75	45	–	KLSS40M	KDK40M	12mm	2,55
3897194	KM80ATCSMC50055M	50	98	–	–	55	–	KLS50M	–	–	3,60
3897195	KM80ATCSMC60060M	60	129	102	M16 X 2.0	60	–	–	KDK60M	–	5,28

SMC • Inch

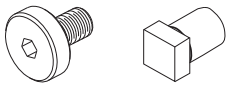

order number	catalog number	D1	D2	D4	G1	L1	lock screw	drive key	wrench size lock screw	lbs
3955375	KM80ATCSM2C100158	1	2.19	–	–	1.575	KLS10	KDK06	5/16	3.52
3955376	KM80ATCSMC125158	1 1/4	2.88	–	–	1.575	KLS12	KDK08	5/16	4.26
3955377	KM80ATCSMC125394	1 1/4	2.88	–	–	3.937	KLS12	KDK08	5/16	8.49
3955378	KM80ATCSMC150158	1 1/2	3.81	–	–	1.575	KLS15	KDK10	3/8	5.46
3955379	KM80ATCSMC200216	2	4.88	4.000	.625-11 UNC	2.165	KLS20	KDK12	9/16	9.55
3955380	KM80ATCSMC250225	2 1/2	4.88	4.000	.625-11 UNC	2.250	–	KDK16	9/16	10.82
3955381	KM80ATCSMC250450	2 1/2	4.88	4.000	.625-11 UNC	4.500	–	KDK16	9/16	14.77

NOTE: Do not overtighten lock screw.
Supplied with lock screw and drive keys.
Interchangeable coolant-style lock screws are available and must be ordered separately; see page L38.
Lock screw wrench not included.

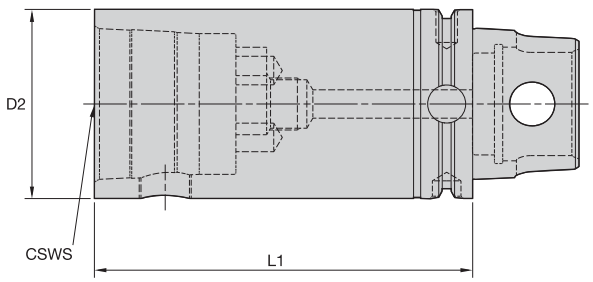

KM QUICK CHANGE

S • KM Extension

order number	catalog number	CSWS system size	D2 mm	D2 in	L1 mm	L1 in	wrench size actuation screw	Nm	ft. lbs.	spare parts package	kg	lbs
2024394	**KM80ATCS80120**	KM80	80	3.150	120	4.724	14mm	78-84	58-64	**KM80PKG3S**	4,28	9.43
2024395	**KM80ATCS80160**	KM80	80	3.150	160	6.299	14mm	78-84	58-64	**KM80PKG3S**	5,82	12.82

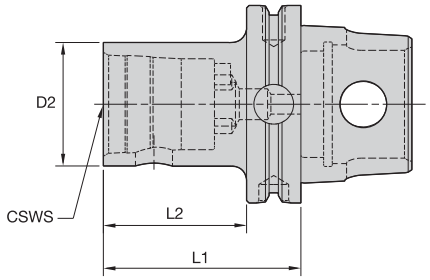

KM QUICK CHANGE

S • KM Reducer

order number	catalog number	CSWS system size	D2 mm	D2 in	L1 mm	L1 in	L2 mm	L2 in	wrench size actuation screw	Nm	ft. lbs.	spare parts package	kg	lbs
2024396	**KM80ATCS4060**	KM40	40	1.575	60	2.362	38	1.496	6mm	12-16	9-12	**KM40PKG3S**	1,45	3.20
2024397	**KM80ATCS5080**	KM50	50	1.969	80	3.150	58	2.284	10mm	27-34	20-25	**KM50PKG3S**	1,86	4.09
2024398	**KM80ATCS6380**	KM63	63	2.480	80	3.150	58	2.284	12mm	47-54	35-40	**KM63PKG3S**	2,18	4.81

NOTE: Designed for centerline KM cutting units.

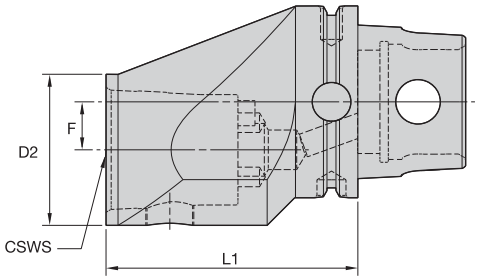

KM QUICK CHANGE

ES • KM Offset Reducer

order number	catalog number	CSWS system size	D2 mm	D2 in	F mm	F in	L1 mm	L1 in	wrench size actuation screw	Nm	ft. lbs.	spare parts package	kg	lbs
2203620	**KM80ATCESL63105**	KM63	80	3.150	20	.787	105	4.134	12mm	47-54	35-40	**KM63PKG3S**	3,87	8.50
2048377	**KM80ATCESR63105**	KM63	80	3.150	20	.787	105	4.134	12mm	47-54	35-40	**KM63PKG3S**	3,87	8.50

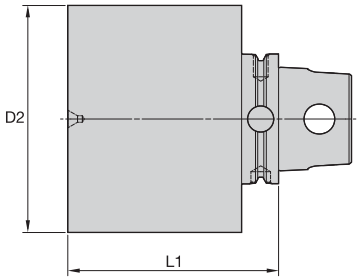

KM QUICK CHANGE

BN • Blank

order number	catalog number	D2 mm	D2 in	L1 mm	L1 in	hardness range	kg	lbs
2873209	**KM80ATCBN125075M**	125	4.921	75	2.953	32–38 HRC	6,20	13.68
2879350	**KM80ATCBN140130M**	140	5.512	130	5.118	32–38 HRC	14,11	31.11

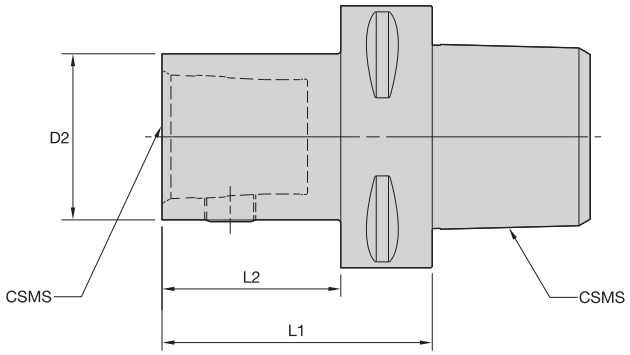

KM QUICK CHANGE

ERICKSON

PSC-KM

order number	catalog number	CSMS system size	CSWS system size	D2	L1	L2	wrench size actuation screw	Nm	ft. lbs.	KM spare parts package	kg	lbs
3852030	**PSC63KM40TS065M**	PSC63	KM40TS	40	65	43	6 mm	12	9	**KM40PKG3S**	1,09	2.41
3852063	**PSC63KM40TS090M**	PSC63	KM40TS	40	90	68	6 mm	12	9	**KM40PKG3S**	1,32	2.91
3874895	**PSC80KM50TS070M**	PSC80	KM50TS	50	70	40	10 mm	27	20	**KM50PKG3S**	2,16	4.77
3852064	**PSC63KM50TS090M**	PSC63	KM50TS	50	90	68	10 mm	27	20	**KM50PKG3S**	1,59	3.50
3852031	**PSC63KM50TS075M**	PSC63	KM50TS	50	75	53	10 mm	27	20	**KM50PKG3S**	1,37	3.03
3874897	**PSC80KM50TS100M**	PSC80	KM50TS	50	100	70	10 mm	27	20	**KM50PKG3S**	2,61	5.76
3864845	**PSC80KM63TS155M**	PSC80	KM63TS	63	155	125	12 mm	47	35	**KM63PKG3S**	4,35	9.59
3852065	**PSC63KM63TS105M**	PSC63	KM63TS	63	105	105	12 mm	47	35	**KM63PKG3S**	2,34	5.17
3864844	**PSC80KM63TS080M**	PSC80	KM63TS	63	80	50	12 mm	47	35	**KM63PKG3S**	2,57	5.67
3852032	**PSC63KM63TS090M**	PSC63	KM63TS	63	90	90	12 mm	47	35	**KM63PKG3S**	2,00	4.42
3874898	**PSC80KM80TS155M**	PSC80	KM80TS	80	155	155	14 mm	79	58	**KM80PKG3S**	5,89	12.99
3874896	**PSC80KM80TS090M**	PSC80	KM80TS	80	90	90	14 mm	79	58	**KM80PKG3S**	3,40	7.49