




2019 Catalog

Version 10.19




TOOLING FOR SWISS-TYPE CNC MACHINES

www.genswiss.com




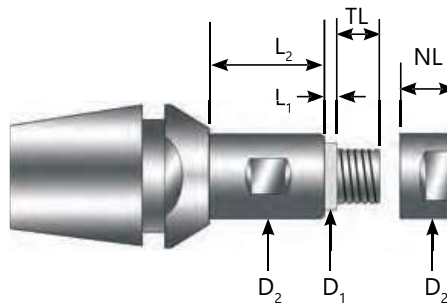
Ti-Loc[®] Saw Arbors



Taper-integrated small tooling provides unparalleled ease of use for advanced productivity!

A BETTER Solution for Slitting Saw Holding.





TIR Held to .0002" or Better
Repeatable Positioning of Saw Edge
Ground ER Taper and Saw Journal
Integrated ER Taper For Maximum Rigidity

ER11 Saw Arbors

Item No.	Description	D ₁	D ₂	L ₁	L ₂	NL	TL
4800-000205	SAT-11-3.00-064100	3	6.4	1.27	10	5	5
4800-000206	SAT-11-3.00-064140	3	6.4	1.27	14	5	5
4800-000207	SAT-11-3.00-064190	3	6.4	1.27	19	5	5
4800-000223	SAT-11-3.00-064250	3	6.4	1.27	25	5	5
4800-000208	SAT-11-3.18-064100	.125"	6.4	1.27	10	5	5
4800-000209	SAT-11-3.18-064140	.125"	6.4	1.27	14	5	5
4800-000210	SAT-11-3.18-064190	.125"	6.4	1.27	19	5	5
4800-000224	SAT-11-3.18-064250	.125"	6.4	1.27	25	5	5
4800-000212	SAT-11-4.76-080100	.187"	8	1.27	10	5	6.35
4800-000213	SAT-11-4.76-080140	.187"	8	1.27	14	5	6.35
4800-000214	SAT-11-4.76-080190	.187"	8	1.27	19	5	6.35
4800-000225	SAT-11-4.76-080250	.187"	8	1.27	25	5	6.35
4800-000216	SAT-11-5.00-080100	5	8	1.27	10	5	6.35
4800-000217	SAT-11-5.00-080140	5	8	1.27	14	5	6.35
4800-000218	SAT-11-5.00-080190	5	8	1.27	19	5	6.35
4800-000226	SAT-11-5.00-080250	5	8	1.27	25	5	6.35
4800-000220	SAT-11-6.00-080100	6	8	1.27	10	6.35	8
4800-000221	SAT-11-6.00-080140	6	8	1.27	14	6.35	8
4800-000222	SAT-11-6.00-080190	6	8	1.27	19	6.35	8

ER16 Saw Arbors

Item No.	Description	D ₁	D ₂	L ₁	L ₂	NL	TL
4800-000146	SAT-16-3.00-064180	3	6.35	1.27	18	6.35	6.5
4800-000147	SAT-16-3.00-064240	3	6.35	1.27	24	6.35	6.5
4800-000148	SAT-16-3.18-064180	.125"	6.35	1.27	18	6.35	6.5
4800-000149	SAT-16-3.18-064240	.125"	6.35	1.27	24	6.35	6.5
4800-000151	SAT-16-4.76-095180	.187"	9.53	1.27	18	6.35	6.5
4800-000154	SAT-16-4.76-095240	.187"	9.53	1.27	24	6.35	6.5
4800-000152	SAT-16-5.00-095180	5	9.5	1.27	18	6.35	6.5
4800-000185	SAT-16-5.00-095240	5	9.5	1.27	24	6.35	6.5
4800-000156	SAT-16-6.00-095180	6	9.53	1.27	18	6.35	6.5
4800-000159	SAT-16-6.00-095240	6	9.53	1.27	24	6.35	6.5
4800-000158	SAT-16-6.35-095180	.250"	9.53	1.27	18	6.35	6.5
4800-000162	SAT-16-6.35-095240	.250"	9.53	1.27	24	6.35	6.5
4800-000190	SAT-16-7.94-100180	.312"	10	1.27	18	6.35	6.5
4800-000168	SAT-16-7.94-100240	.312"	10	1.27	24	6.35	6.5
4800-000191	SAT-16-8.00-100180	8	10	1.27	18	6.35	6.5
4800-000186	SAT-16-8.00-100240	8	10	1.27	24	6.35	6.5

ER20 Saw Arbors

Item No.	Description	D ₁	D ₂	L ₁	L ₂	NL	TL
4800-000232	SAT-20-3.00-064180	3	6.35	1.27	18	6.35	6.5
4800-000233	SAT-20-3.00-064300	3	6.35	1.27	30	6.35	6.5
4800-000236	SAT-20-3.18-064180	.125"	6.35	1.27	18	6.35	6.5
4800-000237	SAT-20-3.18-064300	.125"	6.35	1.27	30	6.35	6.5
4800-000242	SAT-20-4.76-095180	.187"	9.53	1.27	18	6.35	7.75
4800-000243	SAT-20-4.76-095300	.187"	9.53	1.27	30	6.35	7.75
4800-000246	SAT-20-5.00-095180	5	9.53	1.27	18	6.35	7.75
4800-000247	SAT-20-5.00-095300	5	9.53	1.27	30	6.35	7.75
4800-000252	SAT-20-6.00-095180	6	9.53	1.27	18	6.35	8.5
4800-000253	SAT-20-6.00-095300	6	9.53	1.27	30	6.35	8.5
4800-000257	SAT-20-6.35-095180	.250"	9.53	1.27	18	6.35	7.75
4800-000258	SAT-20-6.35-095300	.250"	9.53	1.27	30	6.35	7.75
4800-000262	SAT-20-7.94-100180	.312"	9.53	1.27	18	6.35	7.75
4800-000263	SAT-20-7.94-100300	.312"	9.53	1.27	30	6.35	7.75
4800-000266	SAT-20-8.00-100180	8	10	1.27	18	6.35	7.75
4800-000267	SAT-20-8.00-100300	8	10	1.27	30	6.35	7.75
4800-000270	SAT-20-9.52-125180	.375"	12.5	1.27	18	7	9
4800-000271	SAT-20-9.52-125300	.375"	12.5	1.27	30	7	9
4800-000274	SAT-20-10.0-125180	10	12.5	1.27	18	7	9
4800-000275	SAT-20-10.0-125300	10	12.5	1.27	30	7	9

All Ti-Loc Saw Arbors Include
(2) Saw Clamping Nuts



Nut With Smaller
Width For Clamping
Thicker Saws

Standard Nut For
Clamping Standard
Saws

Call For Replacement Parts