
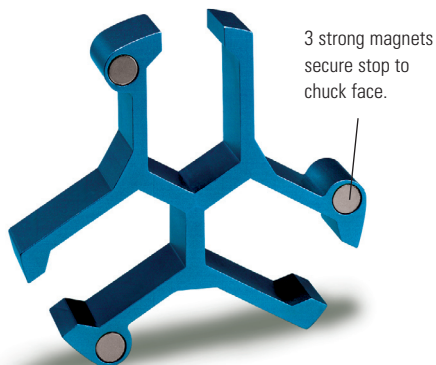





ROYAL CHUCK STOPS



- The Royal Chuck Stop provides a simple, consistent method for **locating short parts** in a 3-jaw lathe chuck.
- Captive, web-shaped design eliminates the danger of using spacers or parallels that could come loose and be thrown from a spinning chuck. Three strong magnets further secure the stop to the chuck face.
- Stop allows short parts to project past the chuck jaws, providing **clearance for facing operations**.
- Setup time is greatly reduced – no need to bore soft jaws.
- The Royal Chuck Stop is very accurate – front and back locating surfaces are parallel within $\pm 0.0004"$.
- Accommodates chuck jaws up to 55mm ($2\frac{1}{8}"$) wide.
- Anodized finish provides good wear-resistance.



Royal Chuck Stop Sets

| DESCRIPTION | PART NUMBER | PRICE |
|--|-------------|--------------|
| Standard Set – includes 15, 20, & 25mm stops | 25200 | \$295 |
| Deluxe Set – includes 15, 20, 25, 30, & 35mm stops | 25210 | 513 |



ROYAL SENSITIVE DRILL FEED



- Makes drilling of small holes easy.
- Drills small holes independent of coarser standard quill feed.
- Gives operator better **feel and control** of feed rate.
- 3/4" travel.
- Fingertip-controlled feed rate helps prevent walking and deflection.
- Eliminates the need for expensive specialized machines to drill small holes.

Royal Sensitive Drill Feed

| SHANK DIA. | CHUCK MOUNT TAPER | PART NUMBER | PRICE |
|------------|--------------------|-------------|-------------|
| 1/2" | Jacobs #0 (DIN B6) | 25300 | \$94 |

Price does not include drill chuck pictured.



Simple to Use:

1. Grasp free-turning knurled ring and feed with gentle finger pressure.
2. Drill feed is spring-loaded and retracts automatically when ring is released.